

SUPERAUTOMATIC TYRE CHANGER FOR CAR, RACING AND VAN WHEELS



10÷26" in diameter
and 14" wide

Two working
position

WING
tool head

Intensive
use

AS944 is a super-automatic tyre changer for car, racing and van wheels from 10" to 26" in diameter and 14" wide.

Solid and sturdy, it is especially suitable for intensive use.

The high quality of the components used and severe tests implemented make this machine

extremely reliable and minimise maintenance costs. The AS944 is available upon request with two rotation speeds (6.5 - 15rpm).

It can also be equipped with the Super RM device, as well as the approved kit for mounting and demounting Michelin, Pirelli, Goodyear e Dunlop Pax System wheels.

GENERAL FEATURES

TOOL HEAD


The **new (patented) steel WING tool head**, with its innovative design, improves tyre changer performance, making tyre demounting and mounting operations **significantly easier**.

The rear wing helps to **channel the bead** during mounting and the **redesigned** lever support area helps the bead to remain in position during demounting.

Definitely useful on Runflat and UHP tyres. Plastic protections avoid accidental scratching of the rims.

Drop-down sliding tool and automatic clamping with increased cross-section (60mm x 60mm) for greater torsional rigidity when force is applied.

The column has a broached head with roller for a smoother horizontal shaft stroke, and is adjustable to maintain performance over time.



BEAD BREAKER

The bead breaker arm allows an opening **up to 410 mm**, and is fitted with a stroke regulator to eliminate the risk of crushing the tyre.

The bead breaker is operated by a double-acting pneumatic cylinder made from 100% stainless steel, generating a power of **15500 N** on the blade.



Another important innovation is the introduction of a **double adjustment for the inclination of the bead breaking blade**. This adjustment acts in two different directions: up-down and inside-outside.

Thanks to these adjustments, the bead breaking arm will always be in the best possible position.



TURNTABLE

The AS 944 has a new-concept turntable with mechanism designed to assure high performance over time. **In spite of the breadth of its working range (10"-26")**, the turntable is compact and has **2 working positions**: the first from 10" to 24", the second from 13" to 26".



|| SUPER RM 2 EAGLE


RECOMMENDED ACCESSORIES

A. 8-11100292 SL80 A
Wheel lifter

B. 8-11120097 SUPER RM New
Power unit multi-function

C. 8-11100181 Kit RM2
Movable heel-press arm

D. 8-11100183 Kit RM3
Disc support arm



A series of optional accessories is available to work on passenger wheels up to 26" and on all types of motorcycle and scooter wheels up to 23".

For more information, please consult the accessories catalogue

TECHNICAL DATA

Turntable	
Inside clamping capacity	13" ÷ 26"
Outside clamping capacity	10" ÷ 24"
Maximum tyre diameter	1040 mm (41")
Maximum tyre width	14"
Rotation torque	1200 Nm (400v 3ph)
Rotation speed	8,5 rpm / 6-15 rpm (2V)
Bead breaker	
Maximum opening	410 mm
Shoe force	15.500 N - 10bar
Power supply	
Electric motor three-phase	230-400V 50/60Hz 0,75kW
Electric motor single-phase 2V	230V 50/60Hz 0,75kW
Electric motor single-phase	115-230V 50/60Hz 0,75kW

EQUIPMENT



Photographs, features, and technical specifications are not binding and may be subject to change without notice.

DIMENSIONS

